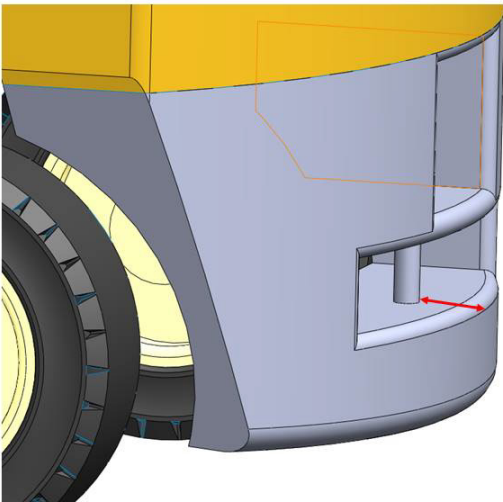
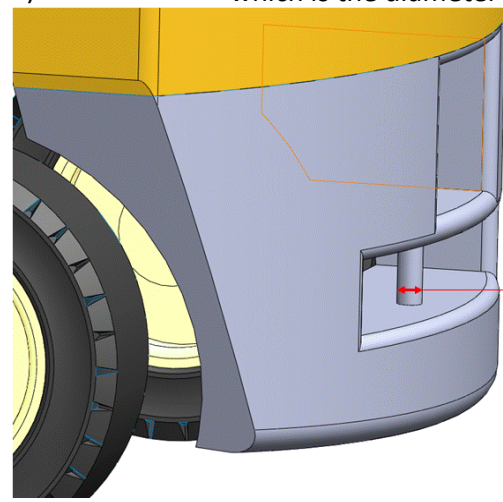


FORAGER

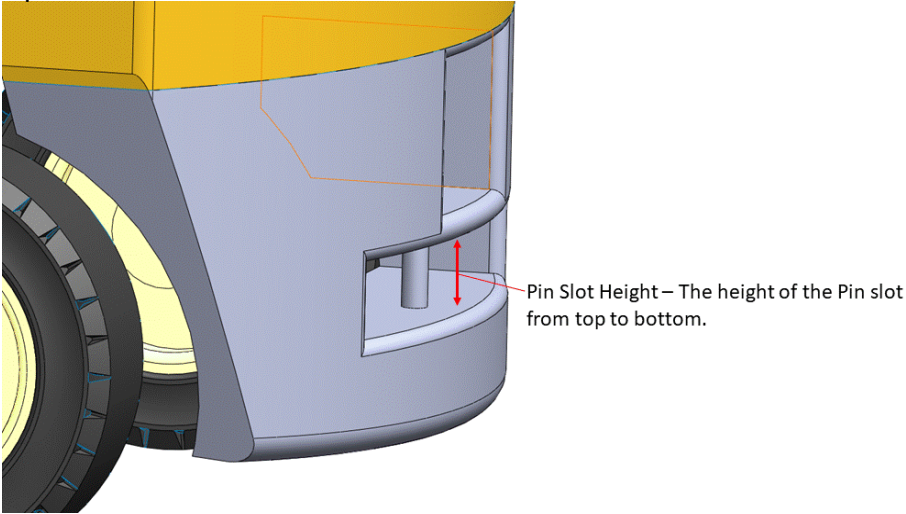
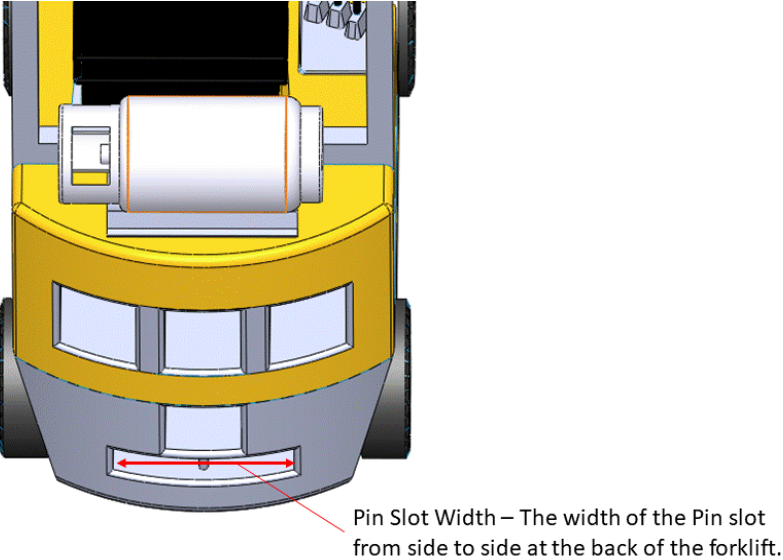
Bluestreakequipment
 APPLICATION DRIVEN DESIGN
www.bluestreakequipment.com

FIT Guidelines

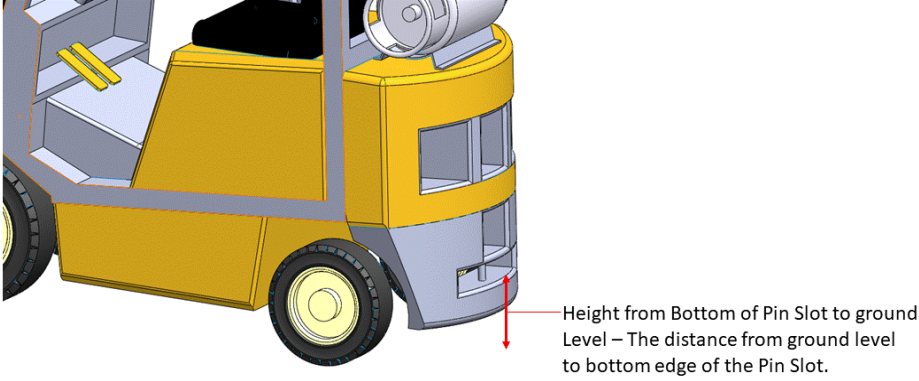
To ensure the Forager will fit your Forklift measure these 6 dimensions on your forklift and compare them to the Min and Max measurements allowable in the table below;

Forklift Dimensions	Minimum	Maximum
<p>1) Pin Depth - which is measured from the back edge of the forklift at the PIN slot to the closest front edge of the PIN hole.</p>  <p>Pin Depth - Measured from the back edge of the Forklift at the Pin slot to the closest front edge of the Pin hole.</p>	<p>0.56 inches</p>	<p>5 3/4 inches</p>
<p>2) Pin Diameter - which is the diameter of the forklift PIN</p>  <p>Pin Diameter - The diameter of the forklift Pin.</p>	<p>5/8 inch (0.625 inch)</p>	<p>1 and 5/8 inches (1.625 inches)</p>

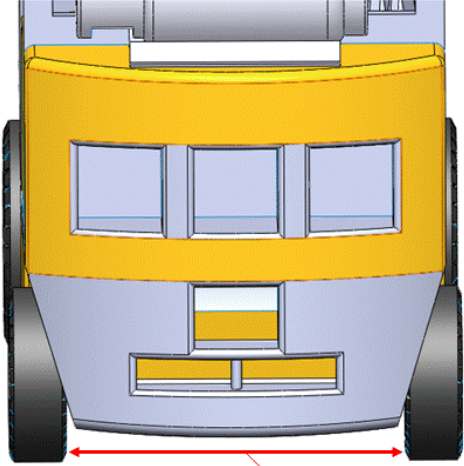
Forager Series™ - FIT Guidelines

Forklift Dimension	Minimum	Maximum
<p>3) Pin Slot Height— which is the measured height of the PIN slot from top to bottom</p> 	<p>1 and 1/8 inches (1.125 inches)</p>	<p>5 inches</p>
<p>4) Pin Slot Width— which is the measured width of the PIN slot from side to side at the back of the forklift</p> 	<p>5 and 1/2 inches (5.5 inches)</p>	<p>No restriction on Pin Slot Width Maximum</p>

Forager Series™ - FIT Guidelines

Forklift Dimension	Minimum	Maximum
<p>5) Height from bottom of Pin Slot to ground level – measure up from the ground to bottom edge of the Pin slot.</p> 	<p>8 and 5/8 inches (8.625 inches) (equals dimension A below plus 2 inches to provide minimum recommended sweeping height of 3 inches) This minimum dimension would result in a magnet sweeping height of 3 inches off the ground, but the furthest most edge of the Quick Clean Off Sleeve would be 2 inches off the ground.</p>	<p>25 and 3/8 inches (25.375 inches) (equals dimension A below plus 3 inches to provide maximum recommended sweeping height of 4 inches) This maximum dimension would result in a magnet sweeping height of 4 inches off the ground, but the furthest most edge of the Quick Clean Off Sleeve would be 3 inches off the ground.</p>

Forager Series™ - FIT Guidelines

Forklift Dimension	Minimum	Maximum
<p>6) Width between the inside of the rear forklift wheels</p>  <p style="text-align: center;">Width between rear forklift wheels</p> <p>We recommend choosing the width size of the Forager that is closest to the width between the rear wheels on your forklift, but not over this width. This will ensure you maintain the manoeuvrability of your forklift by ensuring the magnet doesn't "stick out" too far into the back corners of your forklift. The Forager comes in 26, 32, 38, 44, and 50 inch width sizes. Therefore if the width between the rear wheels of your forklift is 36 inches, choose the 32 inch model size. You may be tempted to buy the widest model you can, but remember, with the Forager mounted on the forklift you are going to be sweeping all the time whenever you use the forklift therefore width isn't quite as important because you don't have to cover the area in one pass. It's also normal that forklifts don't travel exactly in the same path each and every time, therefore all parts of your grounds will likely get swept for debris because of this. You also want to maintain the manoeuvrability of your forklift to get into tight places in some cases, therefore you don't want it to be too wide and have the magnet "stick out" too far in the back corners of your forklift when you turn. This is why we recommend choosing a model width that isn't wider than the width between your rear forklift tires. However, use your best judgement in selecting a model width that you believe will work best for you. For example, if you're not concerned about forklift manoeuvrability in tight places because your forklift operates outside in large areas then you may determine what size we would recommend and go one size bigger. Conversely, if you ARE concerned about forklift manoeuvrability, then you may determine what size we would recommend and go one size smaller. When choosing a width size, we recommend determining that size and then going to your forklift and seeing what that size would look like on the back of your forklift by measuring out that distance across the back of your forklift. While doing this also remember to measure out from the back of your forklift by measurement B below so that you get a true sense of where the ends of the magnet will be positioned.</p>	<p>26 inches</p>	<p>No restriction on maximum width between wheels</p>

Forager Dimensions

The below dimensions are two of the dimensions of the Foragers product.

Forager Dimensions	Minimum	Maximum
A) Height from bottom of Pin Slot to bottom most edge of magnet Quick Clean Off Sleeve	6 and 5/8 inches (this dimension is adjustable on the Forager and this is the minimum retracted dimension, see CAD drawings for further details)	22 and 3/8 inches (this dimension is adjustable on the Forager and this is the maximum extended dimension, see CAD drawings for further details)
B) Width from back of forklift at Pin location to furthest most outside back edge of Forager	8 inches (this dimension is the addition to the overall length of the forklift resulting from the Forager installation, see CAD drawings for further details)	8 inches (this dimension is the addition to the overall length of the forklift resulting from the Forager installation, see CAD drawings for further details)