



# BLUESTREAK EQUIPMENT ROOFING MAGNETIC SWEEPER CATALOGUE

POWERSTIC • SCAPE • ECKO • MAGNUM • RIP


 **Bluestreak** equipment MAGNETICS  
APPLICATION DRIVEN DESIGN

Bluestreak Equipment is proud to offer a comprehensive line of magnetic sweepers for roofers that keep yards and job sites clear of metal debris after a roofing job is finished. Bluestreak Magnets are purpose built to suit any job site regardless of the power requirements or terrain requirements.

Our magnets come permanently charged and have all replacement parts readily available for purchase with fast, next-day shipping. Metal debris and nails are bound to get lost during any construction or roofing project. These can pose problems to vehicles, people and pets who may be in the yard after the work is done

Having a magnet in your truck or on your site allows you to do a complete cleanup while you are working to keep the area clean, and guarantees you won't be getting angry calls from homeowners with damaged vehicles or injured animals / children

When compared to the annual cost of flat tires, injuries, and the associated costs of having to redo a cleaning job, having a Bluestreak magnet on site is an obvious solution to proactively prevent damages after the job is done.



### *Manufacturing In House*

All of our products are designed and manufactured on site at our facilities in Ontario, Canada.



### *Application Driven Design*

We have manufactured and developed application driven magnetic products since 2005.



### *Rural Roots*

Working from rural southern Ontario, our business has grown and now sprawls over several properties using former agricultural buildings.


## TABLE OF CONTENTS

|                                 |    |
|---------------------------------|----|
| Powerstik Magnetic Sweeper..... | 3  |
| Scape Magnetic Sweeper.....     | 5  |
| Ecko Magnetic Sweeper.....      | 7  |
| Magnum Magnetic Sweeper.....    | 9  |
| Rip Magnetic Sweeper.....       | 11 |
| Powerstik Specifications.....   | 14 |
| Scape Specifications.....       | 15 |
| Ecko Specifications.....        | 16 |
| Magnum Specifications.....      | 17 |
| RIP Specifications.....         | 18 |



# POWERSTIK MAGNETIC SWEEPER

The Powerstik Magnet reaches areas a wheeled sweeper cannot and was designed for superior access to get in and around everything a roofer might encounter – pipes, wires, plants, garden decorations and more...



The Powerstik is a magnet that can get to places that a wheeled sweeper can not because of its' super slim profile and hook design. Because you can get so close to and right on top of the debris, the performance is better than its size might suggest.

It is ideal for roofers who need to pick up roofing nails in and around houses, flowerbeds or around air conditioning units.

These areas are often hard to reach with a regular block magnetic sweeper but with the Powerstik's ultra slim profile and hook design it's easy. It can maneuver around and under almost anything.



# HOOK DESIGN GETS IN AND AROUND EVERYTHING AND ANYTHING!

## *Additional Features*

- Light weight easy to handle and lift.
- “Hook” design gets in and around everything easily.
- Anodized silver for great appearance.
- No replacement parts needed magnets are permanently charged.
- Durable and long-lasting design made from all-weather aluminum housing that won’t rust or deteriorate in wet, damp conditions.
- Easily hold over bin and clean off with one swipe of your hand in seconds.
- Sold as single units or in box with 20 units
- Just cut box top off and use box as Point of Purchase display.
- Box of 20 units is labelled on one side with a large 8.5" x 11" color label which clearly identifies the product as a magnet and its uses and benefits.
- Because you can get so close to or right on top of the debris, the performance is better than its size might suggest.







# SCAPE MAGNETIC SWEEPER

The Scape magnetic sweeper is an “all-terrain” push type magnetic sweeper with quick clean off sleeve for easy clean off of metal debris from the sweeper!

This is a favorite for roofers who want a light weight but effective tool that is economical.



3 wheel height settings to adjust the sweeping height from 7/8" to 2 and 1/8" to accommodate any situation. Height adjustment allows fine tuning of performance on a variety of terrains and conditions for optimum performance.

The Scape is handy! It fits nicely behind the seat of a pickup truck. It can easily be picked up by one side of the lower “Y” handle. Hold it over a bin with one hand while you snap the Quick Clean Off Sleeve off. “Wrap Around” feature holds onto nails and debris even if grass tries to wipe it off.



# WITH QUICK CLEAN OFF SLEEVE!

## *Additional Features*

- Permanently charged magnets. No replacement or recharging necessary.
- Sweeping height adjustment. Three adjustment settings to handle any sweeping surface.
- Available in 3 sizes; 14", 20" and 26".
- Light weight easy to handle and lift.
- Solid "Y" handle design, the same as the more expensive models.
- "Wrap Around" feature holds onto nails and debris even if grass tries to wipe it off.
- Control the sweeping height with 3 wheel height settings to accommodate any situation.
- Durable and long lasting all weather aluminum housing construction won't rust or deteriorate in wet, damp conditions.
- Stands upright on its own when not in use, so no stooping over to pick it up all the time and reduces risk of having it accidentally run over by a vehicle.
- Welded design for extra durability and long life.
- Quick Clean Off Sleeve makes cleaning off debris fast and easy. Comes standard with the Scape Series. Made of durable PVC.





# ECKO MAGNETIC SWEEPER

The Ecko magnetic sweeper is an “all terrain” push type magnet designed for roofers that want a lighter sweeper but still want all the features of quick clean off, height adjustability and durability.



It includes a wider range of wheel height settings, quick debris release, sturdy design, “wrap around” design and angled front nose.


It’s all about the details and balancing what’s important and the Ecko does this very well.



# THE WELL-BALANCED MAGNET FOR ROOFERS!

## *Additional Features*

- Angled "nose" to allow easier pushing through grass.
- Available in two sizes 20" and 26".
- Double attachments on all three lifting points to increase durability.
- Rugged three piece "Y" handle design for sturdiness and durability.
- Rugged Durability. All moving parts are protected by nylon flange bushings to reduce wear and extend sweeper life.
- Stands upright on its own when not in use, so no stooping over to pick it up all the time and reduces risk of having it accidentally run over by a vehicle.
- Welded design for extra durability and long life.







# MAGNUM MAGNETIC SWEEPER

Solid Performance & Durability in a No-Frills Design.

The Magnum magnetic sweeper is an “all-terrain” magnet originally designed for the price conscious roofing market looking for durability and performance without a lot of extra features.



**MAGNUM**

With double the amount of magnets than the Scape Series™, the Magnum Series sweeper packs a lot of pickup power for an entry level professional sweeper.

It has a welded design, double welded lower handle support brackets, a three piece “Y type” handle for extra durability. It has a medium weight that still allows easy loading and unloading from job site to job site.



# SOLID PERFORMANCE & DURABILITY IN A NO FRILLS DESIGN

## *Additional Features*

- Available in 4 sweeping widths, 20", 25" 31" and 37".
- Wheeled construction makes it easy to push across surfaces without fatigue.
- Rugged three piece "Y" handle design for sturdiness and durability.
- Maximum lifting height – 4 ¾" (using a two and a half inch nail).
- Rugged Durability. Welded design for extra durability and long life.
- Stands upright on its own when not in use, so no stooping over to pick it up all the time and reduces risk of having it accidentally run over by a vehicle.
- Wrap around feature for performance in grass.

The Magnum was originally designed for the price conscious roofing market looking for durability and performance.

Therefore it has a welded design, double welded lower handle support brackets, a three piece "Y" type handle for extra durability, and good commercial level pickup power, with a medium weight to allow easy loading and unloading from job site to job site.





# RIP MAGNETIC SWEEPER

The RIP magnetic sweeper is an “all terrain” magnet designed specifically for professional contractors.

The RIP is the big brother of the Ecko Series magnet and so it has everything the Ecko has in features and a bit more. It includes the debris release handle, seven wheel height adjustment settings instead of five, angled front nose and “wrap around” design.



The RIP has the most pickup power of our roofing magnet selection with a pickup height of a 5 and 3/4" inches!

You're not going to find a stronger or better built all terrain push magnet on the market. The performance is exceptional!

It also has loads of features including angled front “nose” design for pushing through grass, secondary debris release handle, simply pull and debris falls off, seven wheel height adjustment settings to fine tune the sweeping height for optimum performance and welded design construction to ensure durability.



# READY TO HANDLE ANY ROOFING SITE!

## *Additional Features*

- Double layer of permanently charged magnets for greater magnetic field and lifting power.
- Angled "nose" to allow easier pushing through grass.
- Available in 3 sweeping width sizes 20", 25" and 31".
- Double attachments on all three lifting points to increase durability.
- Rugged three piece "Y" handle design for sturdiness and durability.
- Sturdy 8" steel hub and ball bearing wheels for durability, easy maneuvering and easy pushing.
- Control the sweeping height with 7 wheel height settings of .5 to 3.5" in .5" increments to accommodate any situation.
- Rugged Durability. All moving parts are protected by nylon flange bushings to reduce wear and extend sweeper life.
- The sweeper stands upright on its own when not in use, so no stooping over to pick it up all the time and it reduces the risk of having it accidentally run over by a vehicle.
- Welded design for extra durability and long life.





# ROOFING MAGNETIC SWEEPER CATALOGUE

## MAGNET SPECIFICATIONS





# POWERSTIK SPECIFICATIONS

| Powerstik Series™                          | Powerstik 12 magnetic sweeper – single | Powerstik 12 magnetic sweeper – case of 20 |
|--|--|--|
| Sweeper Width                              | 12"                                    | 12" (each sweeper)                         |
| Maximum Lifting Height                     | 2"                                     | 2" (each sweeper)                          |
| Ground Clearance                           | N/A                                    | N/A  |
| Cleaning Method                            | Wipe clean with hand                   | Wipe clean with hand (each sweeper)        |
| Lifting Weight (using 2.5", 8 penny nails) | 2 lbs                                  | 2 lbs (each sweeper)                       |
| Height Adjustability                       | N/A                                    | N/A  |
| Housing Construction                       | 1" square tube                         | 1" square tube (each sweeper)              |
| Wheels                                     | None                                   | None                                       |
| Overall Length                             | 44 3/4 inches                          | 44 3/4 inches (each sweeper)               |
| Total Sweeper Weight                       | 3 lbs (for a single unit)              | 54 lbs (for 20 units)                      |
| Total Shipping Weight                      | 5 lbs (for a single unit)              | 56 lbs (for 20 units)                      |
| Shipping Dimensions                        | 46"L x 19"W x 2"H (for a single unit)  | 53"L x 19"W x 11"H (for 20 units in a box) |
| Maintenance                                | None                                   | None                                       |
| Accessories                                | None                                   | None                                       |
| SKU  | PS12-single                            | PS12-20pc                                  |



# SCAPE SPECIFICATIONS

| Scape Series™                                      | Scape 14  | Scape 20  | Scape 26  |
|--|---|---|---|
| Sweeper Width                                      | 14"   | 20"   | 26"   |
| Ground Clearance                                   | 7/8" or 1 1/2" or 2 1/8"  | 7/8" or 1 1/2" or 2 1/8"  | 7/8" or 1 1/2" or 2 1/8"  |
| Cleaning Method                                    | <a href="#">Quick Clean Off Sleeve</a>                                  | <a href="#">Quick Clean Off Sleeve</a>                                  | <a href="#">Quick Clean Off Sleeve</a>                                  |
| Lifting Weight (using 2.5", 8 penny nails)         | 5 lbs   | 8 lbs   | 11 lbs  |
| Height Adjustability                               | Three height settings by moving wheel axle hole position                | Three height settings by moving wheel axle hole position                | Three height settings by moving wheel axle hole position                |
| Housing Construction                               | Aluminum 1/8" walls   | Aluminum 1/8" walls   | Aluminum 1/8" walls   |
| Wheels   | 6" plastic  | 6" plastic  | 6" plastic  |
| Magnetic Surface Area                              | 30 sq. inches   | 45 sq. inches   | 60 sq. inches   |
| Maximum Lifting Height (using 2.5", 8 penny nails) | 4 1/4 inches  | 4 1/4 inches  | 4 1/4 inches  |
| Total Sweeper Weight                               | 11.3 lbs  | 13.7 lbs  | 18.2 lbs  |
| Total Shipping Weight                              | 11.8 lbs  | 14.9 lbs  | 18.7 lbs  |
| Shipping Dimensions                                | 28"L x 6"W x 6"H  | 28"L x 6"W x 6"H  | 28"L x 6"W x 6"H  |
| Sweeper Handle                                     | 3 pc aluminum   | 3 pc aluminum   | 3 pc aluminum   |
| Maintenance  | None  | None  | None  |
| Accessories  | <a href="#">Quick Clean Off Sleeve</a> comes standard with Scape Series | <a href="#">Quick Clean Off Sleeve</a> comes standard with Scape Series | <a href="#">Quick Clean Off Sleeve</a> comes standard with Scape Series |
| SKU  | SC14  | SC20  | SC26  |





# ECKO SPECIFICATIONS

| Ecko Series™                                       | Ecko 20                           | Ecko 26                           |
|--|-----------------------------------|-----------------------------------|
| Sweeper Width                                      | 20"                               | 26"                               |
| Ground Clearance                                   | 1/2" to 2 1/2" in 1/2" increments | 1/2" to 2 1/2" in 1/2" increments |
| Cleaning Method                                    | Debris Release Handle             | Debris Release Handle             |
| Height Adjustability                               | Yes, 5 wheel bolt settings        | Yes, 5 wheel bolt settings        |
| Housing Construction                               | Aluminum 1/8" walls               | Aluminum 1/8" walls               |
| Wheels   | 6" plastic wheels                 | 6" plastic wheels                 |
| Magnetic Surface Area                              | 45 sq. inches                     | 60 sq. inches                     |
| Maximum Lifting Height (using 2.5", 8 penny nails) | 4 1/4"                            | 4 1/4"                            |
| Total Sweeper Weight                               | 17.7 lbs                          | 21 lbs                            |
| Total Shipping Weight                              | 18.7 lbs                          | 22 lbs                            |
| Shipping Dimensions                                | 29"L x 9"W x 9"H                  | 33"L x 9"W x 9"H                  |
| Sweeper Handle                                     | 3 pc aluminum                     | 3 pc aluminum                     |
| Maintenance  | None                              | None                              |
| Accessories  | None                              | None                              |
| SKU  | E20                               | E26                               |



# MAGNUM SPECIFICATIONS

| Magnum Series™                                     | Magnum 20                           | Magnum 25                           | Magnum 31                           | Magnum 37                           |
|--|-------------------------------------|-------------------------------------|-------------------------------------|-------------------------------------|
| Sweeper Width                                      | 20"                                 | 25"                                 | 31"                                 | 37"                                 |
| Ground Clearance                                   | Two settings – 1 3/8" and 2 3/8"    | Two settings – 1 3/8" and 2 3/8"    | Two settings – 1 3/8" and 2 3/8"    | Two settings – 1 3/8" and 2 3/8"    |
| Cleaning Method                                    | Wipe clean with glove or rag.       | Wipe clean with glove or rag.       | Wipe clean with glove or rag.       | Wipe clean with glove or rag.       |
| Lifting Weight (using 2.5", 8 penny nails)         | 13 lbs                              | 17 lbs                              | 21 lbs                              | 25 lbs                              |
| Height Adjustability                               | Yes, two height adjustment settings | Yes, two height adjustment settings | Yes, two height adjustment settings | Yes, two height adjustment settings |
| Housing Construction                               | Aluminum 1/8" walls                 | Aluminum 1/8" walls                 | Aluminum 1/8" walls                 | Aluminum 1/8" walls                 |
| Wheels   | 6 inch plastic                      | 6 inch plastic                      | 6 inch plastic                      | 6 inch plastic                      |
| Magnetic Surface Area                              | 72 sq. inches                       | 96 sq. inches                       | 120 sq. inches                      | 144 sq. inches                      |
| Maximum Lifting Height (using 2.5", 8 penny nails) | 4 3/4"                              | 4 3/4"                              | 4 3/4"                              | 4 3/4"                              |
| Total Sweeper Weight                               | 22 lbs                              | 27 lbs                              | 33 lbs                              | 38 lbs                              |
| Total Shipping Weight                              | 23 lbs                              | 28 lbs                              | 34 lbs                              | 39 lbs                              |
| Shipping Dimensions                                | 33"L x 9"W x 9"H                    | 33"L x 9"W x 9"H                    | 37"L x 9"W x 9"H                    | 41"L x 9"W x 9"H                    |
| Sweeper Handle                                     | 3 pc aluminum                       | 3 pc aluminum                       | 3 pc aluminum                       | 3 pc aluminum                       |
| Maintenance  | None                                | None                                | None                                | None                                |
| Accessories  | None                                | None                                | None                                | None                                |
| SKU  | M20                                 | M25                                 | M31                                 | M37                                 |



# RIP SPECIFICATIONS

| Rip Series™  | RIP 20                                     | RIP 25                                     | RIP 31                                     |
|--|--|--|--|
| Sweeper Width                                      | 20"  | 25"  | 31"  |
| Ground Clearance                                   | .5" to 3.5" in .5" increments (7 settings) | .5" to 3.5" in .5" increments (7 settings) | .5" to 3.5" in .5" increments (7 settings) |
| Cleaning Method                                    | Debris Release Handle                      | Debris Release Handle                      | Debris Release Handle                      |
| Height Adjustability                               | Yes, 7 wheel bolt settings                 | Yes, 7 wheel bolt settings                 | Yes, 7 wheel bolt settings                 |
| Housing Construction                               | Aluminum 1/8" walls                        | Aluminum 1/8" walls                        | Aluminum 1/8" walls                        |
| Wheels   | 8" steel hub and ball bearing              | 8" steel hub and ball bearing              | 8" steel hub and ball bearing              |
| Magnetic Surface Area                              | 72 sq. inches                              | 96 sq. inches                              | 120 sq. inches                             |
| Maximum Lifting Height (using 2.5", 8 penny nails) | 5 3/4"                                     | 5 3/4"                                     | 5 3/4"                                     |
| Total Sweeper Weight                               | 37 lbs                                     | 45 lbs                                     | 56 lbs                                     |
| Total Shipping Weight                              | 38 lbs                                     | 49 lbs                                     | 57 lbs                                     |
| Shipping Dimensions                                | 33"L x 11"W x 8"H                          | 33"L x 12"W x 8"H                          | 42"L x 12"W x 8"H                          |
| Sweeper Handle                                     | 3 pc aluminum                              | 3 pc aluminum                              | 3 pc aluminum                              |
| Maintenance  | None                                       | None                                       | None                                       |
| Accessories  | None                                       | None                                       | None                                       |
| SKU  | R20  | R25  | R31  |



**Bluestreak** equipment MAGNETICS  
APPLICATION DRIVEN DESIGN

 1645 Hwy #3 Delhi, ON CAN N4B 2W6

 519-582-1386

 [www.blustreakequipment.com](http://www.blustreakequipment.com)